

Email Configuration Guide for Mac

Tutorial

linkeo

Email Configuration Guide for mac

Email configuration guide for mac (Sierra version 10.12.6, use here)

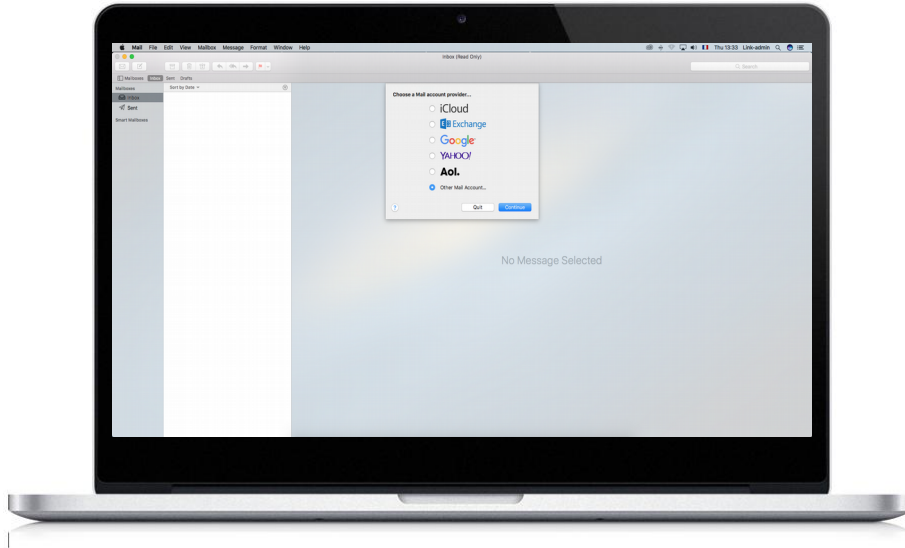
This guide will allow you to set up your email accounts on your Macintosh.

Just follow the steps.

Linkeo Business mail offers you a 3GB mail storage and a 20MB email reception limit.

Our Customer Service is available on **1300 546 536** or by email at **service@linkeo.com.au** if you encounter any difficulties.

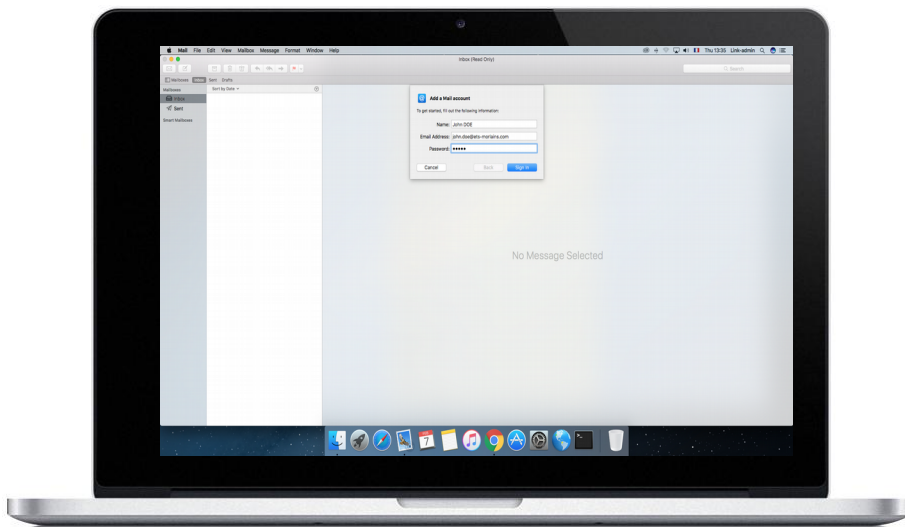
Email Configuration Guide for mac



Step 1 Login

- Open your email software
- Click « File »
- Click « Add an account... »

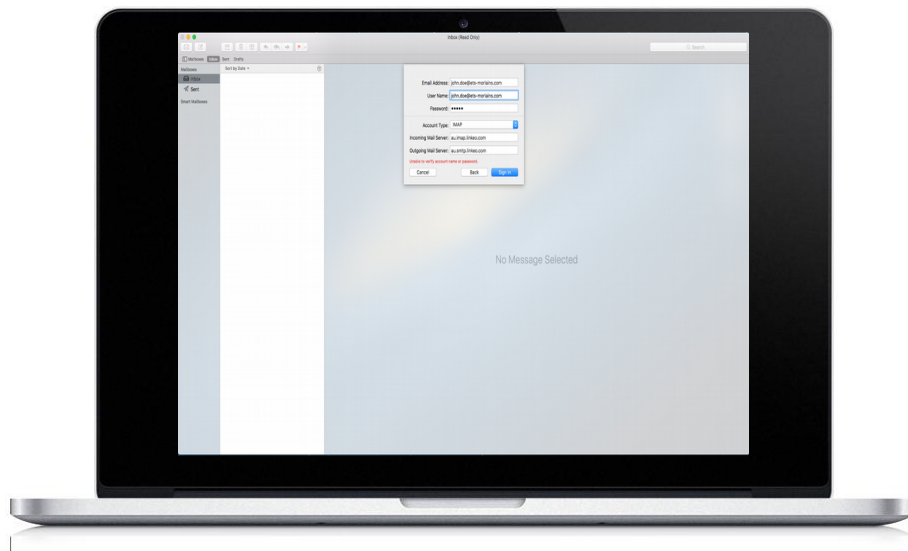
Email Configuration Guide for mac



Step 2 Email Account

- Fill in the « Full name » field: this is what will appear instead of your email address
- Fill in the « Email address » field with the email address that Linkeo created for you
- Fill in the « Password » field with the password that Linkeo sent you
- Click « Sign In»

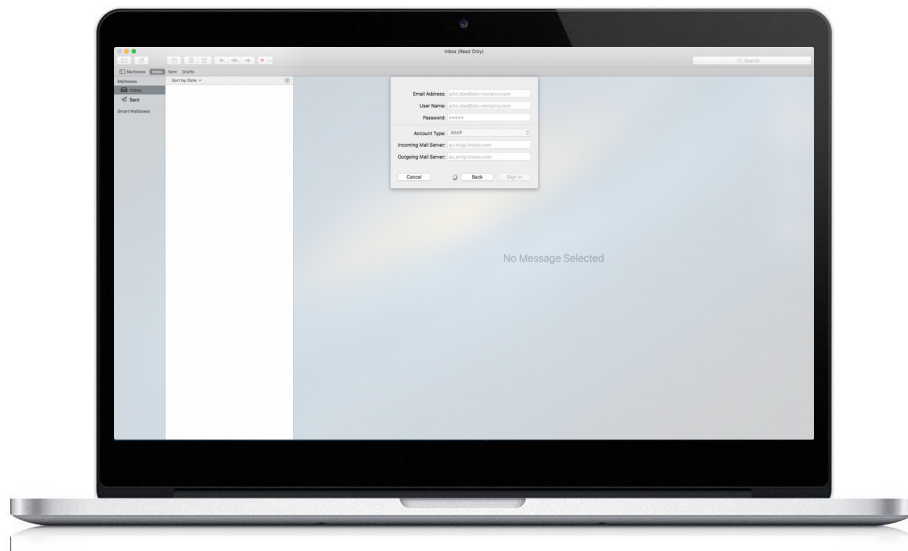
Email Configuration Guide for mac



Step 3 Incoming server

- In the « Account type » field, select IMAP
- In the « Incoming server » field, type « ca.imap.linkeo.com »
- In the « User name » field, type the email address that Linkeo created for you
- In the « Password » field, type the password that Linkeo sent you
- Click « Sign In »

Email Configuration Guide for mac



Step 4 Outgoing server

- In the « Outgoing server » field, enter « ca.smtp.linkeo.com »
- In the « User name » field, enter the email address that Linkeo created for you
- In the « Password » field, type the password that Linkeo sent you
- Click « Sign In »

Email Configuration Guide for mac

Incoming server

a. Host name:

If you are in FRANCE: fr.imap.linkeo.com

If you are in AUSTRALIA: au.imap.linkeo.com

If you are in CANADA: ca.imap.linkeo.com

If you are in the United States:

us.imap.linkeo.com

b. Username: your email address

c. Password: your password

Outgoing server

a. Host name:

If you are in FRANCE: fr.smtp.linkeo.com

If you are in AUSTRALIA: au.smtp.linkeo.com

If you are in CANADA: ca.smtp.linkeo.com

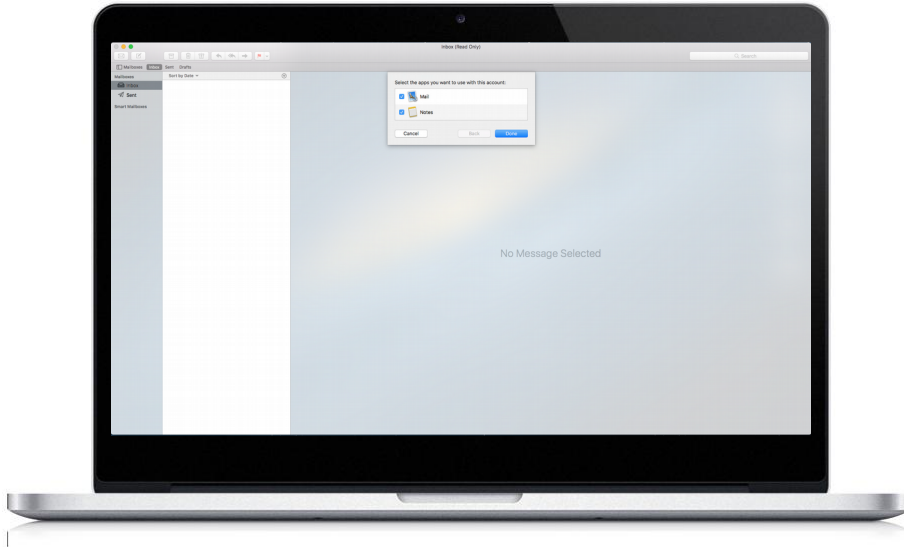
If you are in the United States: us.smtp.linkeo.com

b. Username: [your email address] Even if optional

c. Password: [your password] Even if optional

Tap Next

Email Configuration Guide for mac



Step 5 Account summary

- In the window, select the apps you want to use with this account.

Congratulations!

You have correctly configured your email account on your Macintosh computer

